



## MAIN POINTS

- Life expectancy at birth for Scotland was 74.6 years for males and 79.6 years for females. This varied considerably amongst areas in Scotland.
- The Council area with the highest male life expectancy was East Dunbartonshire (78.0 years), while the lowest was Glasgow City (70.5 years). The Council area with the highest life expectancy for women was East Renfrewshire (81.9 years), with the lowest again in Glasgow City (77.0 years).
- Men in rural areas (remote and accessible) can expect to live over 3 years longer (76.9 and 76.7 years respectively) than men in large urban areas (73.4 years).
- Women in rural areas (remote and accessible) can expect to live almost 2 years longer (80.9 and 80.8 years respectively) than women in large urban areas (78.9 years).
- Men and women in the 10% least deprived areas can expect to live, respectively, 13.1 and 8.6 years longer than those in the 10% most deprived areas.
- The Community Health Partnership area with the lowest life expectancy for men and women was North Glasgow (69.2 years and 76.0 years respectively).

## INTRODUCTION

This factsheet provides a short summary of the Registrar General for Scotland's life expectancy figures for areas within Scotland for 2004–2006. More detailed information is available at the following web address:

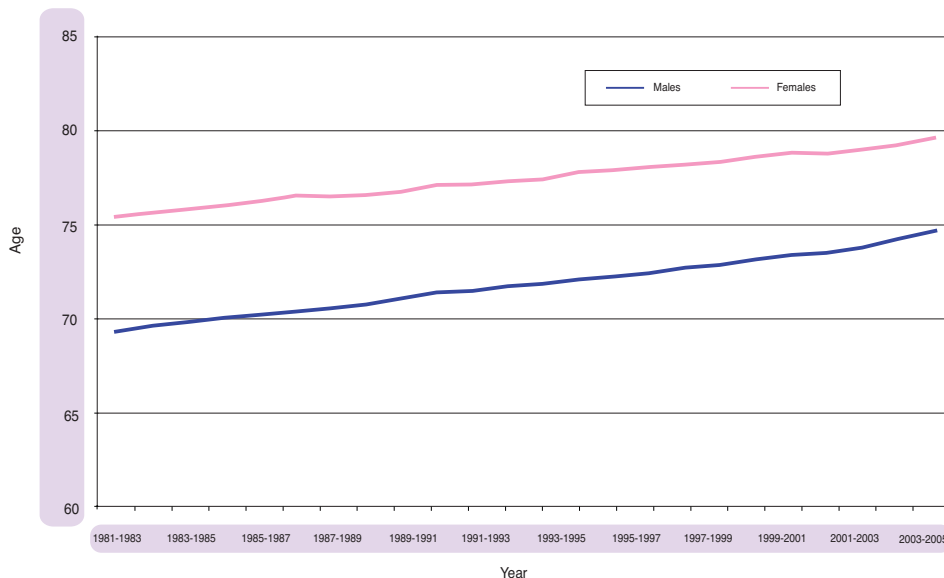
<http://www.gro-scotland.gov.uk/statistics/publications-and-data/life-expectancy/index.html>

## THE SCOTTISH PICTURE

**Figure 1** shows that the expectation of life at birth has improved over the last twenty years or so. It has increased from 69.3 years for males and 75.5 years for females born in the period 1981–1983 to 74.6 and 79.6 years respectively for those born in 2004–2006, increases of 5.3 years and 4.1 years.

# LIFE EXPECTANCY WITHIN SCOTLAND, 2004–2006

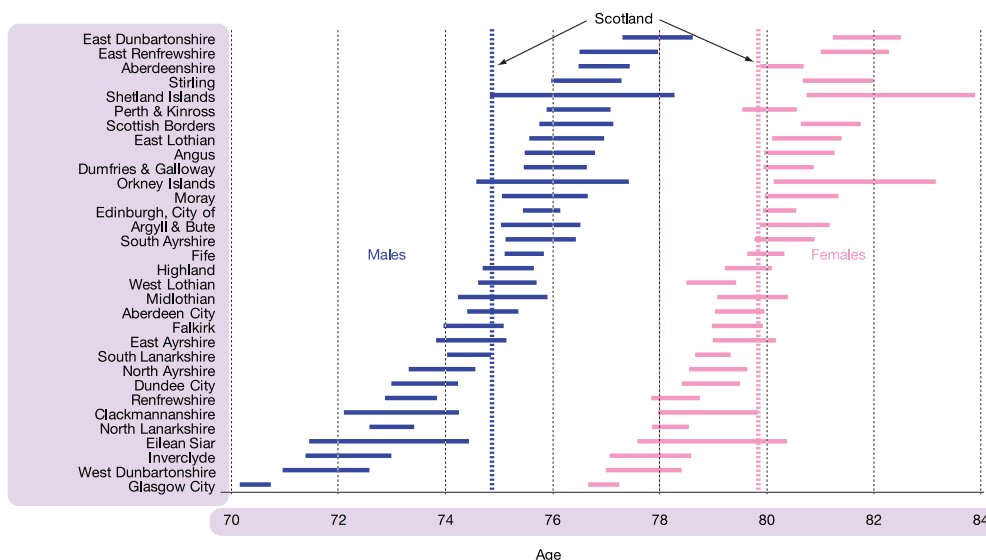
Figure 1: Life Expectancy at birth, 1981–2006



## COUNCIL AREAS

Figure 2 shows the 95% confidence intervals for life expectancy at birth for Council areas within Scotland. For males, amongst the Council areas, the lowest figure was for Glasgow City (70.5 years). In 2003–2005, Glasgow City had been the only area where male life expectancy was less than 70 years. The Council area with the highest life expectancy for men in 2004–2006 was East Dunbartonshire (78.0 years), 7.5 years more than Glasgow City. For females it was also Glasgow City which had the lowest life expectancy (77.0 years), 4.9 years less than the Council area with the highest life expectancy, East Renfrewshire (81.9 years).

Figure 2: Life expectancy at birth 95% confidence intervals<sup>1</sup> for Council areas, 2004–2006 (Males and Females)

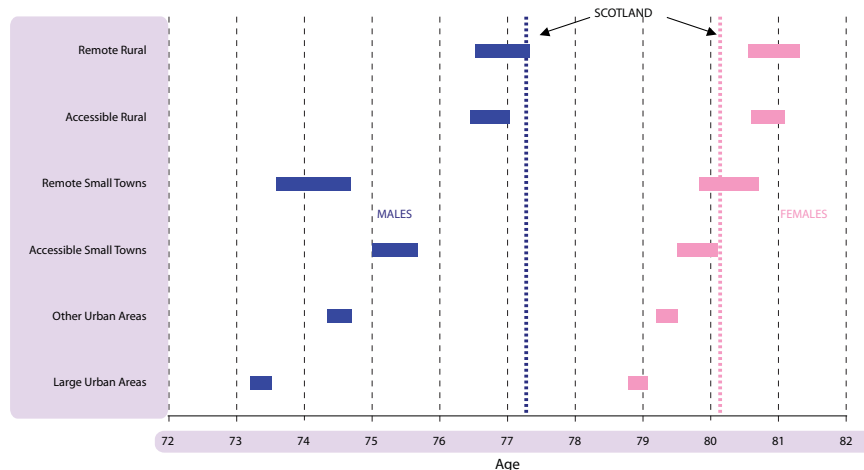


# LIFE EXPECTANCY WITHIN SCOTLAND, 2004–2006

## URBAN/RURAL CLASSIFICATION

**Figure 3** shows that the lowest life expectancy, 73.4 years, was for men living in large urban areas. Remote rural and accessible rural areas had the highest life expectancy figures for males (76.9 and 76.7 years respectively). For women, the pattern was similar although the difference between the areas with the lowest and the highest life expectancy was smaller than it was for men. Those living in large urban areas had the shortest life expectancy (78.9 years) and those living in rural areas, both remote and accessible, had the longest (80.9 and 80.8 years respectively).

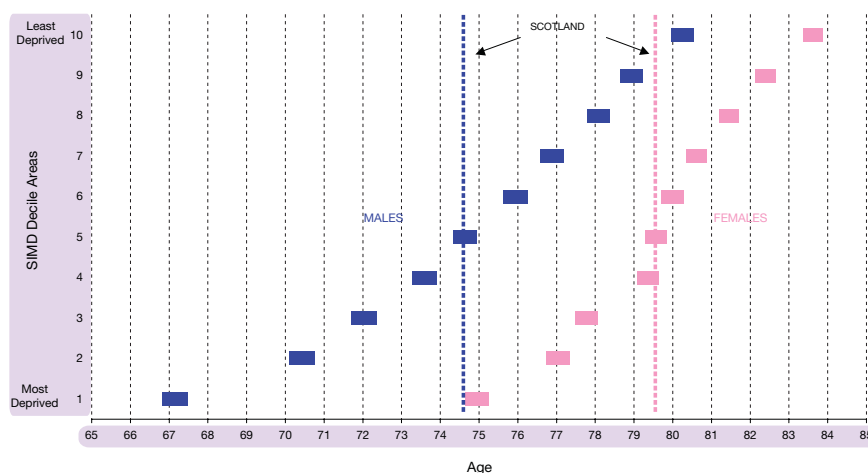
**Figure 3: Life expectancy at birth 95% confidence intervals<sup>1</sup> for Urban/Rural Classification, 2004–2006 (Males and Females)**



## SCOTTISH INDEX OF MULTIPLE DEPRIVATION DECILE

**Figure 4** shows that life expectancy for men ranges from 67.1 in the 10% most deprived areas to 80.2 in the least deprived areas, a difference of 13 years. For women, these figures are, respectively, 75.0 years and 83.6 years, a much smaller difference of around 8½ years. There is a smooth trend of increasing life expectancy with decreasing deprivation.

**Figure 4: Life expectancy at birth 95% confidence intervals<sup>1</sup> for Scottish Index of Multiple Deprivation Decile, 2004–2006 (Males and Females)**

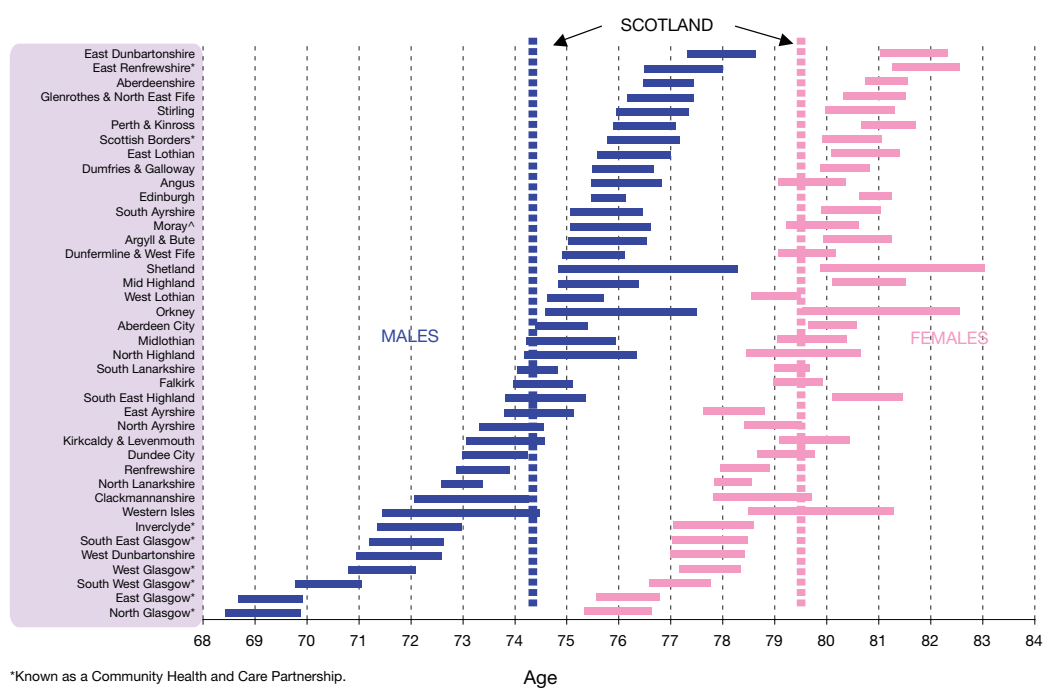


# LIFE EXPECTANCY WITHIN SCOTLAND, 2004–2006

## COMMUNITY HEALTH PARTNERSHIP AREAS

**Figure 5** shows that, amongst community health partnership areas, male life expectancy was shortest for those living in North Glasgow (69.2 years). Men residing there could expect a life span of 5.4 years shorter than the Scottish average. Male life expectancy was highest in East Dunbartonshire (78.0 years). For women, it was again those living in North Glasgow who had the shortest life expectancy (76.0 years), 3.6 years shorter than the Scottish average. The highest female life expectancy could be found in East Renfrewshire (81.7 years).

**Figure 5: Life expectancy at birth 95% confidence intervals<sup>1</sup> for Scottish Community Health Partnership Areas, 2004–2006 (Males and Females)**



\*Known as a Community Health and Care Partnership.  
 ^Known as a Community Health and Social Care Partnership.

For further information on the availability of more detailed data and tables, please contact:

Statistics Customer Services  
 General Register Office for Scotland  
 Ladywell House  
 EDINBURGH EH12 7TF

Telephone: 0131 314 4299  
 Fax: 0131 314 4696  
 Email: [customer@gro-scotland.gsi.gov.uk](mailto:customer@gro-scotland.gsi.gov.uk)

<sup>1</sup> A 95% confidence interval provides a range of values within which the true underlying life expectancy would lie with a 95% possibility.